

FICHA TÉCNICA

Accesorios Duro Dyne

Kresol®

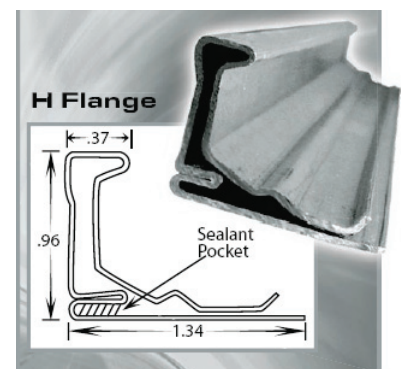
GF -DOMH Flange



Description

- Designed to strengthen the duct wall and connect duct sections together.
- Furnished with an integrated sealant pocket for a secure air tight fit.
- Manufactured from 22-gauge steel in both 12 ft & 20 ft lengths.
- DOMH is designed for low to medium pressure or residential applications.
- Bundles of 20 ft. lengths available only with a Full Truckload.

Code	Description	Packaging	Weight (lbs.)
DOMJ20	J Flange -20ft	1000 ft/Bundle	740
DOMJH20	H Flange -20ft	1000 ft/Bundle	530
DOMJ12	J Flange -12ft	1200 ft/Bundle	890
DOMJH12	H Flange -12ft	1200 ft/Bundle	640

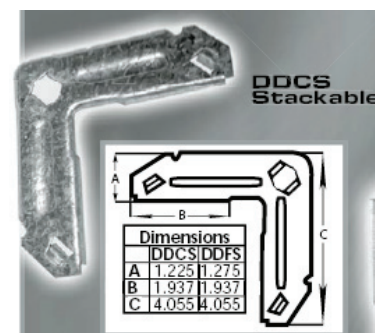


GF -DDCS Stackable

Description

-DDCS corners are for use in corner insertion machines and are manufactured from 16-gauge steel.


Code	Description	Packaging	Weight (lbs.)
DDCS	TDC Stackable Corner	250/Box	35



GF -Dyn-O-mate Cleats Description

- DOM-CLT and DOM-PCLT for use with DOMJ & DOMH 20 gauge flanges for airtight duct connections.
- DOM-CLT is manufactured from 20 gauge galvanized steel 6" pieces.
- DOM-PCLT is extruded 0.70" PVC and designed for breakaway connections needs.

Code	Description	Packaging	Weight (lbs.)
DOM-CLT	6 in. Metal	500/Box (250ft.)	40
DOM-PCLT	6 in. Metal	500/Box (250ft.)	10



Nota: Estas especificaciones están sujetas a cambio sin previo aviso. Las marcas que se representan son propiedad privada y registrada de cada uno de los fabricantes.